


# CERTIFICATE OF ANALYSIS No.: 2023-13551

## CLIENT

Pharmahemp d.o.o., Cesta v Gorice 8  
1000 Ljubljana, Slovenija

## SAMPLE \*

CBD DROPS 5% - mct oil



















Sample condition: SUITABLE  
Sample ID: 2349019  
Sample type: Viscous liquid  
Batch No.: \* DR05023339A

Work order: 2023-109851  
Analysis ID: 2023\_403  
Method ID: PHL\_RPC\_16C  
Method SOP: MET-LAB-001-08

Sample received: 05/12/2023  
Start of analysis: 05/12/2023  
End of analysis: 06/12/2023  
Analyst: Valentina Malin

\* Information provided by the client.

CANNABINOID PROFILE		Concentration [% w/w]	Expanded uncertainty [% w/w]	Graphic presentation of relative cannabinoid concentration
<b>CBDV</b>	- Cannabidivarin	0.408	0.073	
<b>CBDA</b>	- Cannabidiolic acid	1.553	0.078	
<b>CBGA</b>	- Cannabigerolic acid	0.041	0.012	
<b>CBG</b>	- Cannabigerol	0.077	0.023	
<b>CBD</b>	- Cannabidiol	3.64	0.18	
<b>THCV</b>	- Tetrahydrocannavarin	0.097	0.020	
<b>CBN</b>	- Cannabinol	< LOQ	n/a	
<b>Δ<sup>9</sup>-THC</b>	- Δ-9-Tetrahydrocannabinol	0.057	0.012	
<b>Δ<sup>8</sup>-THC</b>	- Δ-8-Tetrahydrocannabinol	< LOQ	n/a	
<b>CBL</b>	- Cannabicyclol	< LOQ	n/a	
<b>CBC</b>	- Cannabichromene	0.0407	0.0090	
<b>Δ<sup>9</sup>-THCA</b>	- Δ-9-Tetrahydrocannabinolic acid	< LOQ	n/a	
<b>CBV</b>	- Cannabivarin	< LOQ	n/a	
<b>CBCA</b>	- Cannabichromenic acid	0.049	0.011	
<b>CBT</b>	- Cannabicitran	< LOQ	n/a	
<b>CBE</b>	- Cannabielsoin	0.0353 #	0.0099	

Units and abbreviations: % w/w = weight percent, < LOQ = below the limit of quantitation (0.03 % w/w), ND = not detected, n/a = not available.

The results given herein apply only to the sample as received and tested. **Expanded Uncertainty** was calculated using coverage factor  $k = 2$ , corresponding to a double standard uncertainty and characterizes the interval value in which it is possible to expect the real value with a probability of 95%. This is stated according to the ISO/IEC Guide 98-3.

Total or partial reproduction of this document is not allowed without the permit from PharmaHemp d.o.o. The document does not substitute any other legal document.

Date issued:

06/12/2023

Approved by:



mag. Janja Ahej  
Analytical Laboratory Manager

Authorized by:



dr. Boštjan Jančar  
Chief Technology Officer

End of Certificate